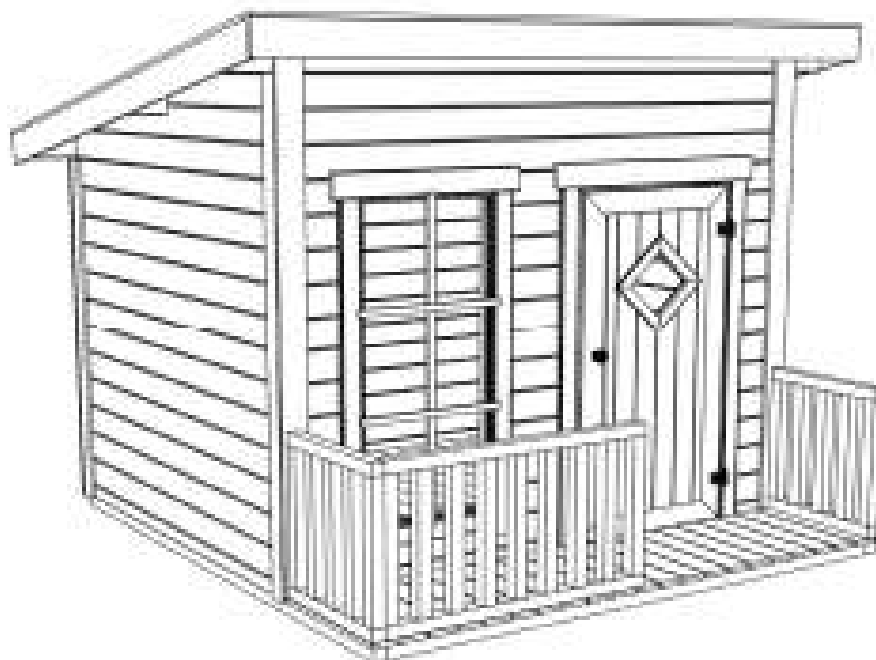


Art.nr 199500



Assembly manual - Montageanleitungen - Instructions de montage - Istruzioni di montaggio -
Montage instructies - Instrucciones de montaje - Monteringsanvisning - Monteringsvejledning -
Monteringsanvisningar - Kokoamisohjeet - Püstitusjuhend - Instrukcja składania - Szerelési útmutató

The product complies with standard EN 71 & Directive 2009/48/EC.

Der Artikel erfüllt die Normen EN 71 & Richtlinie 2009/48/EG.

Le produit répond aux normes suivantes: EN 71 & Directive 2009/48/CE.

Il prodotto rispetta le norme comunitarie EN 71 e Direttiva 2009/48/CE.

Dit product voldoet aan standaard EN 71 en richtlijn 2009/48/EC.

Este producto cumple con la norma EN 71 y la Directiva 2009/48/CE.

Lekstativet er produsert etter følgendestandard og direktiv: EN 71; 2009/48/EU.

Produktet overholder standarden EN 71 og direktiv 2009/48/EF.

Produkten uppfyller standard EN 71 och direktiv 2009/48/EG.

Tuote on sertifioitu standardin EN 71 & Direktiivi 2009/48/EY mukaan.

Toode vastab standardile EN 71 ja Direktiivile 2009/48/EÜ.

Produkt zgodny z normą bezpieczeństwa EN 71 i wymogami dyrektywy 2009/48/WE.

A termék megfelel az EN 71 szabvány és a 2009/48/EK irányelv követelményeinek.



Produced by: Lasita Maja OÜ - www.lasita.com

Rõu tee 2, Pihva, Tartu linn, 61407, Tartumaa, Estonia

ENGLISH

WARNINGS:

Not suitable for children under three years of age.

Suitable for children aged 3-14 (max 50 kg/user).

Meant for outdoor domestic use only!

Keep away from fire!

ATTENTION:

The product requires assembly. Assembly must be done by an adult!

Climbing the fences and roof of the assembled house is prohibited!

Caution! Wooden parts may have splinters, sharp edges and ends.

Dear client,

Thank you for choosing our environmentally friendly playhouse!

Before starting the installation, check for all the parts and their quality. The list of parts can be found in the product blueprint. Upon discovering a defective or missing part, the corresponding defect must be immediately photographed (before starting the assembly) and the information must be forwarded to the Seller of the garden house.

Before assembling the garden house, please read this assembly manual thoroughly, as well as the general assembly instructions and warranty conditions, in order to prevent possible problems and extra time spent during installation.

Please keep the assembly and installation instructions for future reference.

Tips:

The playhouse must be installed on a level surface at least 2 m away from any other structure or obstruction such as a garden, garage, house, overhead branches, clotheslines or electrical wires.

When choosing the location of the playhouse, make sure that the house is not in the way of extreme weather conditions (areas with strong wind or snowfall). To ensure safety, the house must be fixed to the surface even if the necessary means for fixing are not included in the playhouse kit (e.g. anchors).

Making changes to the product (e.g. adding additional equipment) can only be done according to the manufacturer's instructions.

Maintenance:

The playhouse is delivered unfinished!

To reduce the risk of fire, use paints or an impregnating agent that does not promote the spread of fire. Use water-based paints or impregnation agents! Avoid solvent-based products! You must not cover the product with varnishes or paints that have a laminar flame speed higher than 20 mm/s.

The foundations of the house are in direct and continuous contact with the ground. They must be impregnated with a special wood preservative!

Consult a professional regarding wood preservatives and paints for untreated softwood and follow the manufacturer's instructions!

The house kit does not include roofing material. Before using the playhouse, obtain a suitable roofing material and install it according to the manufacturer's instructions.

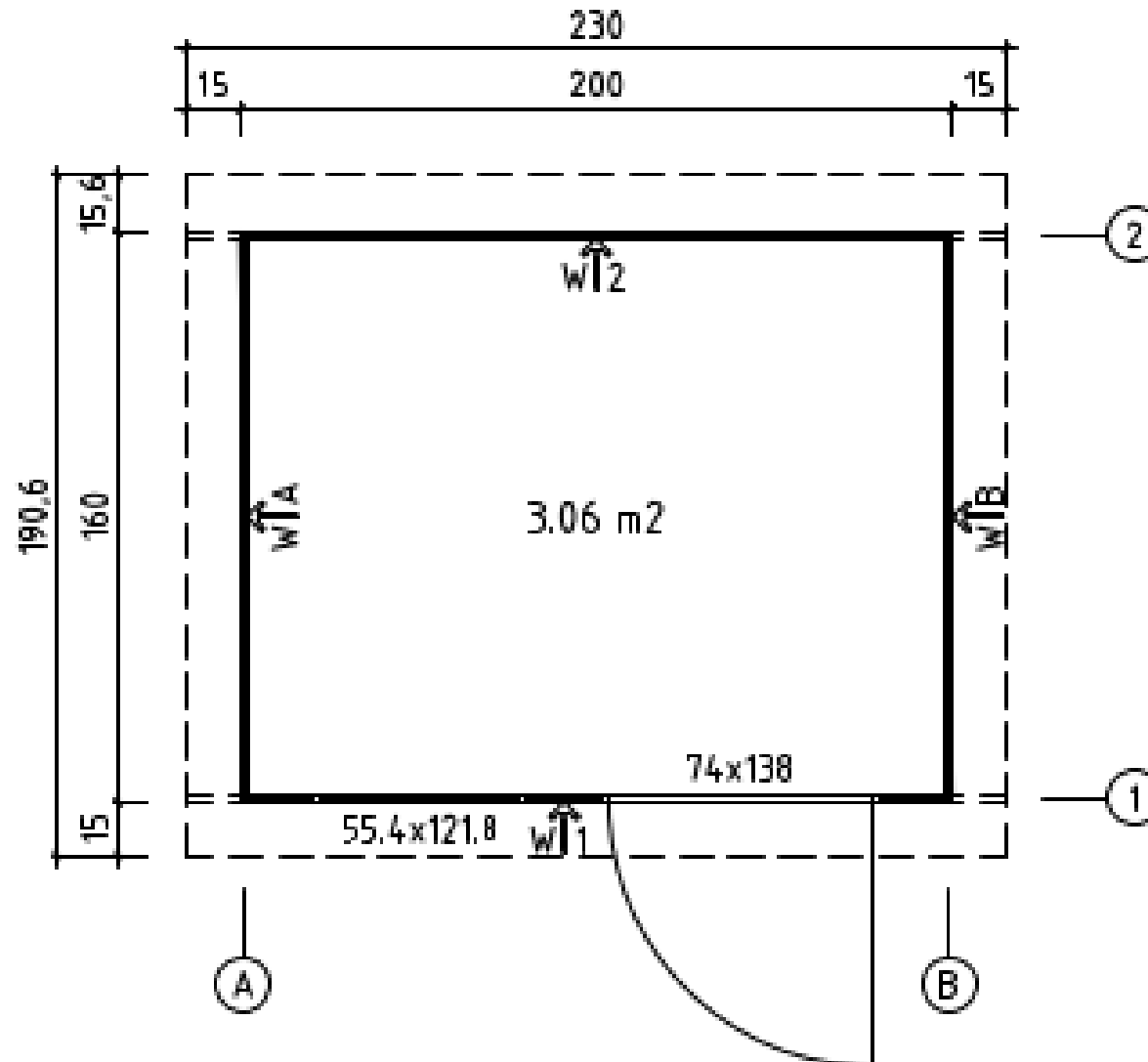
The constructions and fastenings of the children's playhouse, swing and slide must be checked regularly and maintained if necessary.

If these actions are not taken, the product may fall over or become dangerous:

- Check the fastening of all nuts and bolts and tighten them if necessary;
- Oil moving metal parts;
- Check the covers of all bolts and sharp edges and replace them if necessary;
- Check swing seats, chains, ropes and other fastening devices for possible wear;
- Replace defective parts according to the manufacturer's instructions.

Art. Nr. 199500

Groundplan - Grundplan - Plan de masse - Planimetria - Plattegrond - Planimetría - Põhiplaan

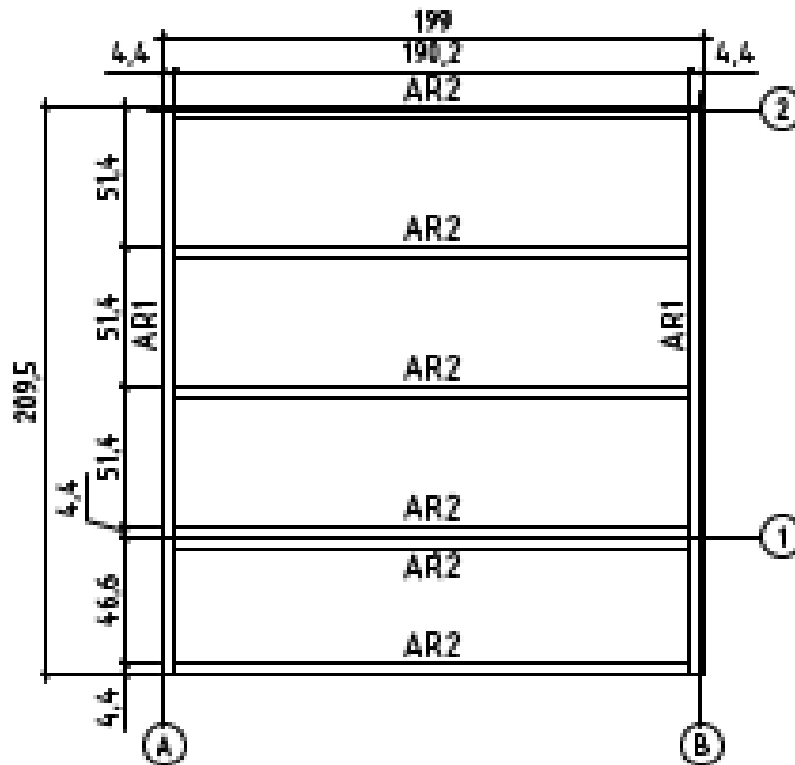


08.06.2023

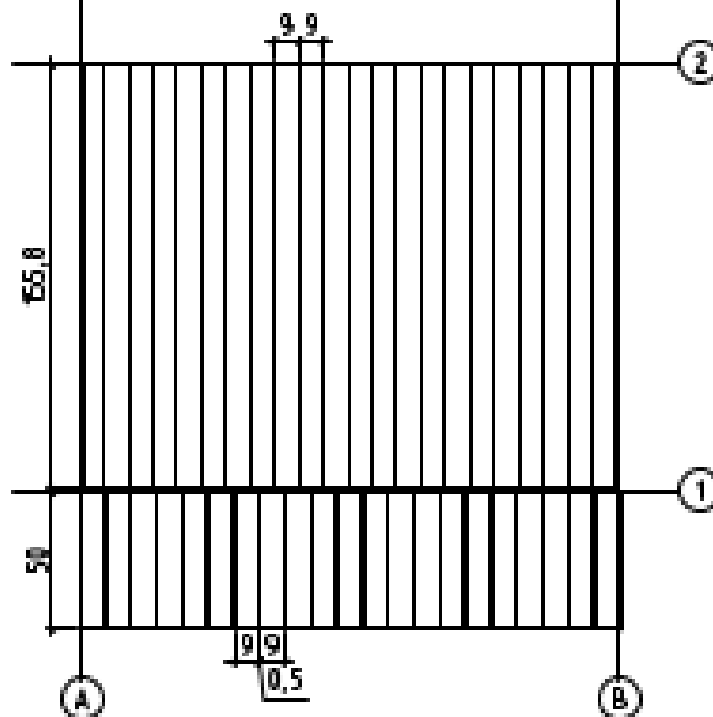
2/15

Art. Nr. 199500

Foundation - Fundament - Fondation - Fondamenta - Fundering -
- Bastidor - Alusraam



Floor boards - Fussbodenbretter - Plan pose plancher - Pavimento
- Vloerhout - Tarima de suelo - Põrandalaudis

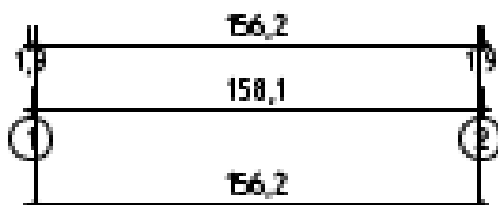
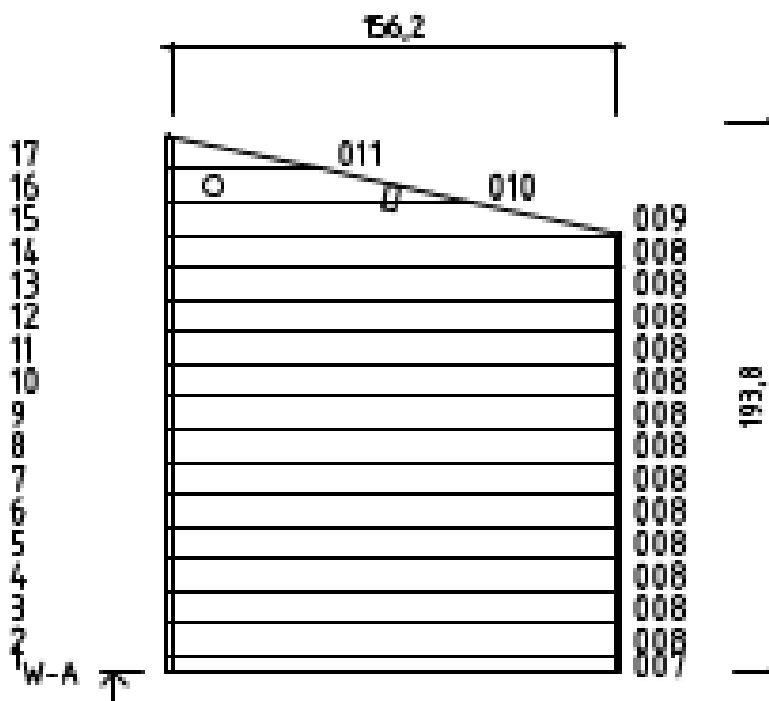
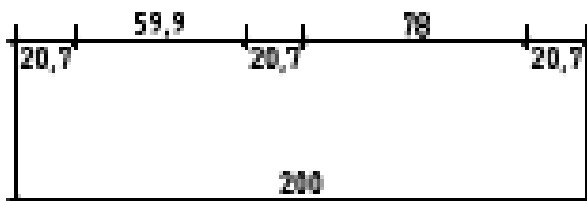
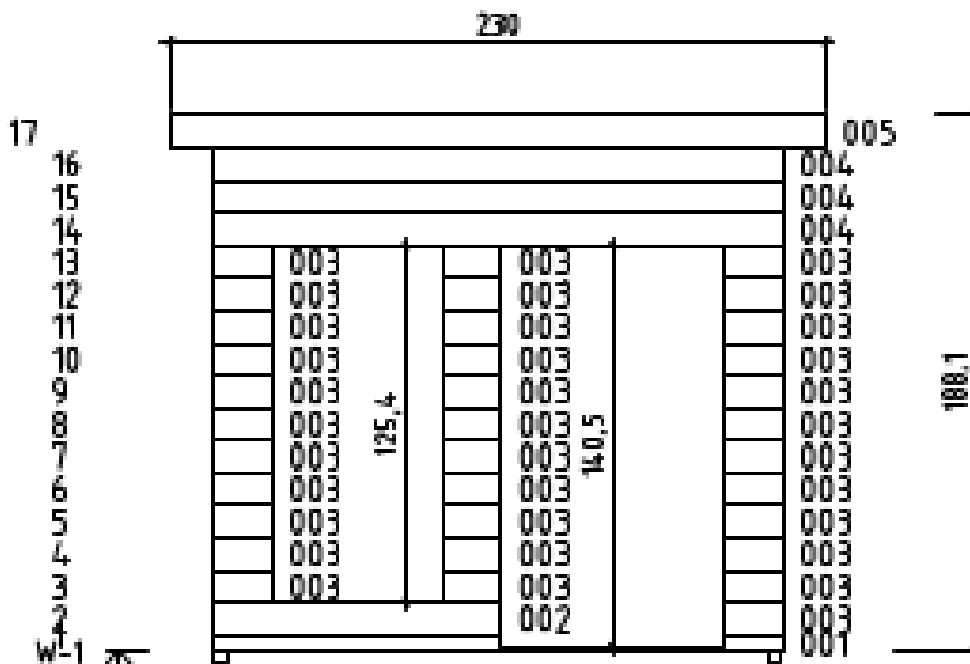


Terrace boards - Terrassenbretter - Plancher de terrasse -
Piattaforme terrazzo - Terrasvloer - Terrassilaudis

08.06.2023
























3/15
























Art. Nr. 199500

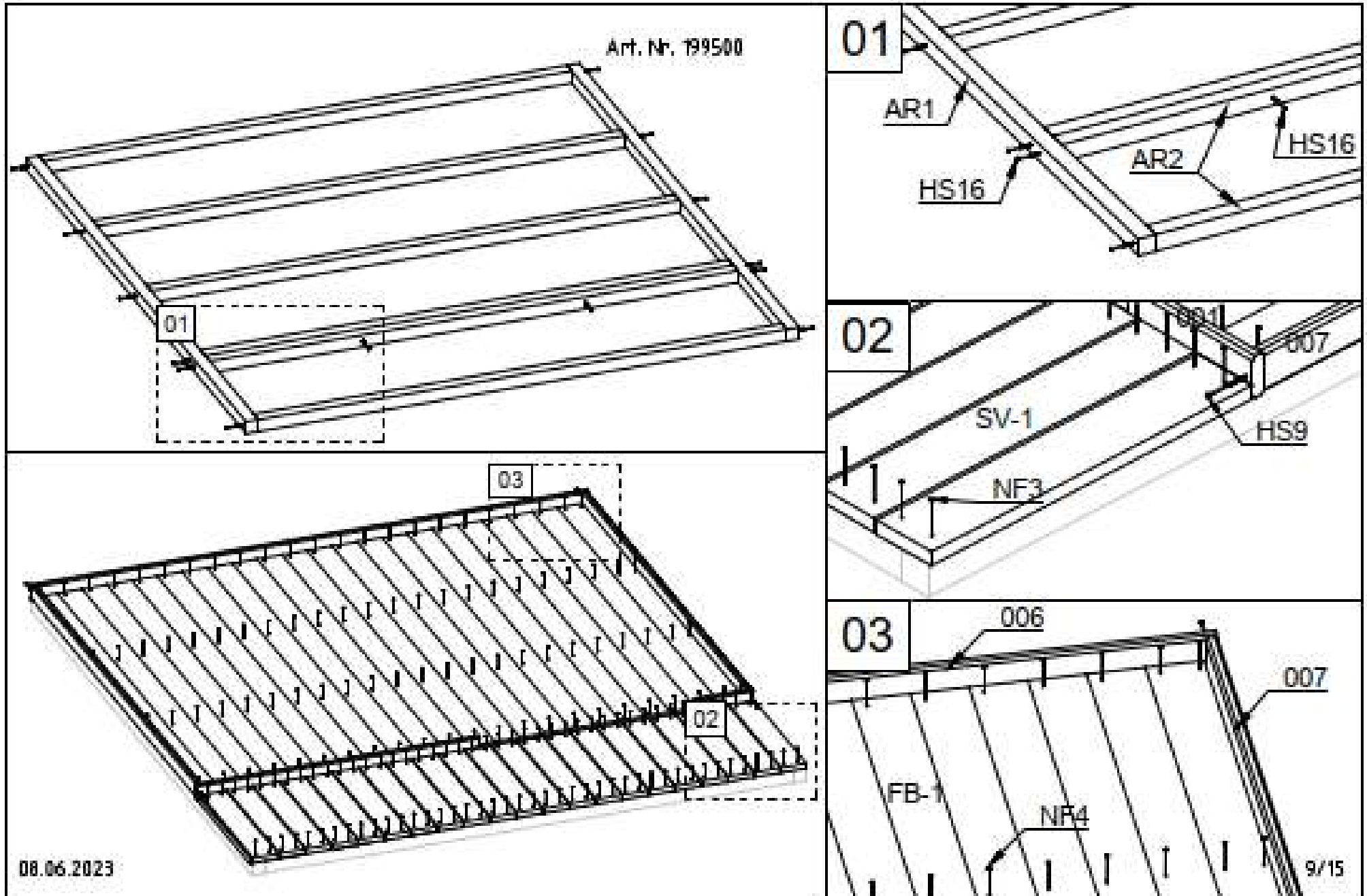


08.06.2023

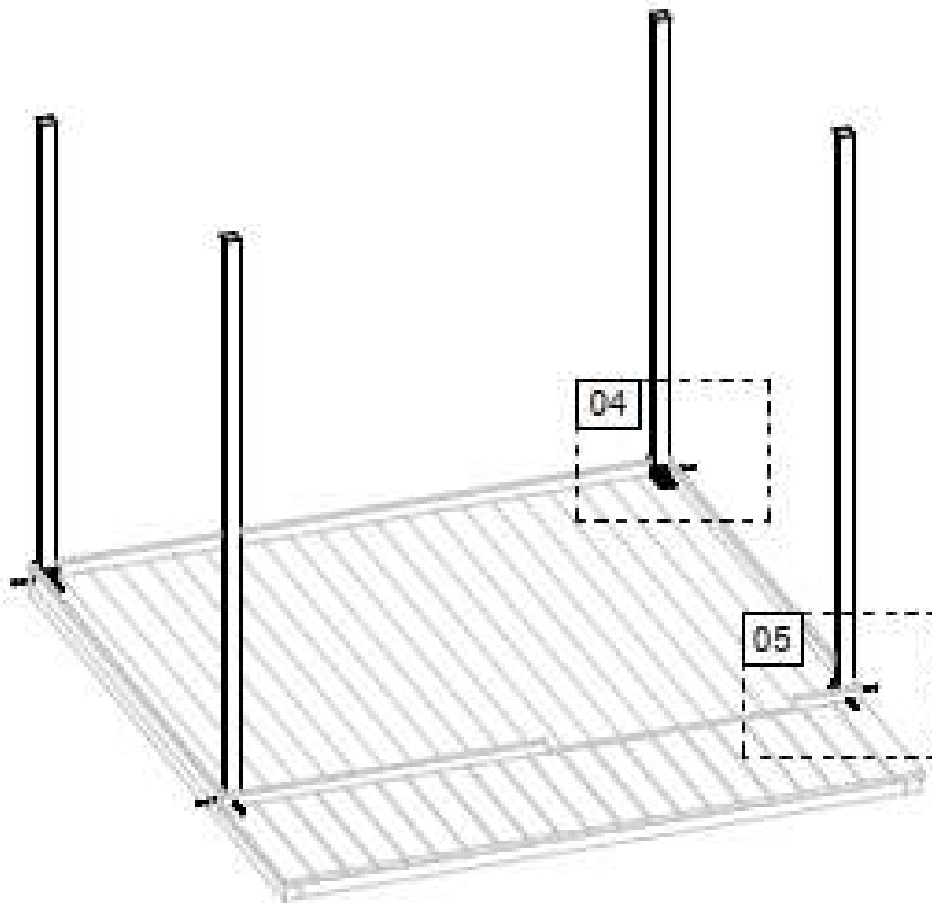
4/15

Pos	Placa list - SHickliste - Lista des pléces - Elementi - Shkëlqjet - Elementos - Taktabal 08.06.2023 Art. Nr. 199500 6/15	Q	P (mm)	L (mm)
001 46226		1	19x57	2000
002 46227		1	19x114	1019
003 46228		34	19x114	207
004 31234		15	19x114	2000
005 43578		2	19x114	2300
006 43576		1	19x57	2000
007 46231		2	19x57	1562
008 43581		26	19x114	1562
WA-1 46232		1		
WB-1 46232		1		
AR1 46233	 Fussleisten - Fussleisten - Fussleisten - Fussleisten - Fussleisten - Bordüre - Bordüre	2	44x44	2095
AR2 46234	 Fussleisten - Fussleisten - Fussleisten - Fussleisten - Fussleisten - Bordüre - Aluorn	6	44x44	1902
A-PR1 43585	 Prof. list - Beschläge - Platte de list - Ankerbol. list - Bordüre / detail - Orna - Plak	1	44x95	2300
FB-1 43586	Floor boards - Fussbodenbretter - Lame de plancher - Pavimento - vloerhout - Tablero de suelo - Põrandalaud 	22	90x15	1551
SV-1 29180	Terrace boards - Terrassenbretter - Plancher de terrasse - Plattform harrassa - Terrassvloer - Tablero de harrasa - Terrasslaud 	22	90x18	500
RB-1 32548	Roof boards - Dachbretter - Voliges - Placa per tecto - Dakhout - Tablero de tejado - Katuselaud 	26	90x15	1950
FL-1 30087	Floor fillet - Fussbodenleiste - Cornière de finition du plancher - Finiera per pavimento battuto a pal - vloerafwerklijst - Rodapié - Pflanzleiste 		18x18	8
DPL-1 43588	Roofing felt fillet - Dachpappenleiste - Baguette de fixation du feutre bitumeux - Asse per fissaggio guaina bituminosa - Afdeklijst asfaltpapier - Holdura de fieltro para tejado - Katusepapilist 	2	75x45	1970
DPL-2 43589	Roofing felt fillet - Dachpappenleiste - Baguette de fixation du feutre bitumeux - Asse per fissaggio guaina bituminosa - Afdeklijst asfaltpapier - Holdura de fieltro para tejado - Katusepapilist 	1	75x45	2330
TBE7-1 43590	Corner fillet - Deckleiste - Profils de finition angles à l'extérieur - Mosaico d'angolo - (rooklijst) - Holdura de esquina - Nurgallist 	2	15x70	1425
TBE7-2 39886	Corner fillet - Deckleiste - Profils de finition angles à l'extérieur - Mosaico d'angolo - (rooklijst) - Holdura de esquina - Nurgallist 	2	13x70	1767
TBE6-1 43591	Corner fillet - Deckleiste - Profils de finition angles à l'extérieur - Mosaico d'angolo - (rooklijst) - Holdura de esquina - Nurgallist 	2	15x90	1535
TBE6-2 43592	Corner fillet - Deckleiste - Profils de finition angles à l'extérieur - Mosaico d'angolo - (rooklijst) - Holdura de esquina - Nurgallist 	2	13x90	1862

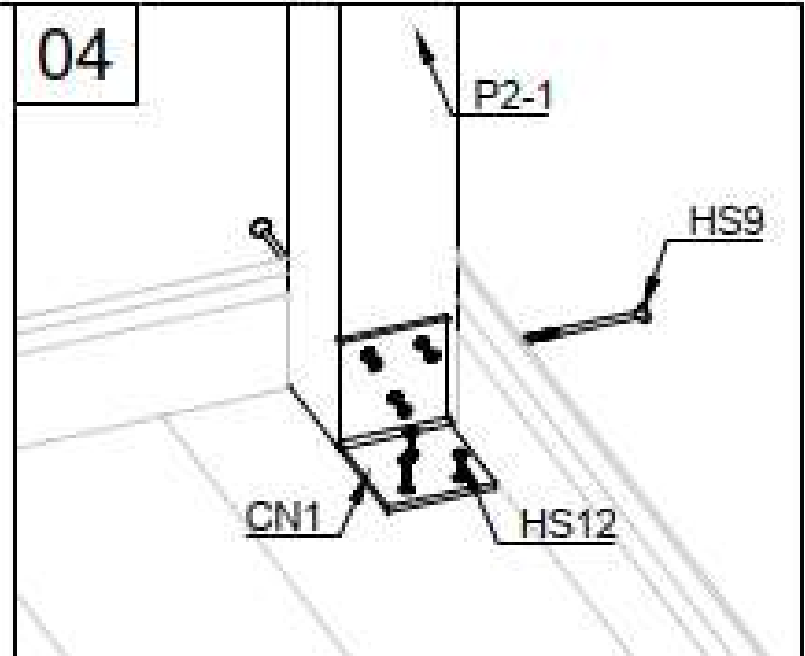
Pos	Placa list - SHklisla - Lista des pliers - Elementi - Shklji - Elementos - Taktabel 08/06/2023 Art. Nr. 199500 T/E	Q	P (mm)	L (mm)
RS-1 43594	Post - Pfosten - Potaux - Plote registrabile - SHJ. - Poste - Post 	27	44x44	403
RS-2 43595	Post - Pfosten - Potaux - Plote registrabile - SHJ. - Poste - Post 	2	44x44	926
P2-1 43593	Post - Pfosten - Potaux - Plote registrabile - SHJ. - Poste - Post 	2	44x44	1910
P2-2 43598	Post - Pfosten - Potaux - Plote registrabile - SHJ. - Poste - Post 	2	44x44	1850
DRV-1 46283	Roof edge reinforcement - Dachrandverstärkung - Corsiera de rantfort de bord de fait - Refuerzo a terço - Dakrand versterking - Refuerzo de alarce - R33stahugardus 	1	75x45	2300
TBE3-1 43596	Fixing fillet - Fixungsliste - Profil de fixation - Massello di fissaggio - Bevestiging lijstwerk - Moldura en T - Tenderlist 	2	70x10	1204
TBE3-2 46295	Fixing fillet - Fixungsliste - Profil de fixation - Massello di fissaggio - Bevestiging lijstwerk - Moldura en T - Tenderlist 	2	78x18	1380
GL-1 43599	Gable moulding - Gableleista - Plancha de riev - Finitura per frontale a retro del tetto - Gevellijst - Tablero de frontón - Vilulaud 	2	15x120	2000
GL-2 43600	Gable moulding - Gableleista - Plancha de riev - Finitura per frontale a retro del tetto - Gevellijst - Tablero de frontón - Vilulaud 	1	15x120	2330
HS1 46279	Screw for corner kahha - Schrauben für deckleisten - Vis de fixation profils de finition angles a l'exterieur - Viti per sfacca d'angolo - Schroef voor afklat - Tornillo para moldura de esquina - Kruvi margallistule 	60	3x35	
HS1 46279	Screw for fixing fillet of door - Schrauben für Fixungsliste - Vis pour profil de fixation des portes - Viti per massello di fissaggio - Schroeven voor bevestiging van deur lijsten - Tornillo para moldura en T de puerta - Kruvi tenderlistule 	96	3x35	
HS9 46180	Screw for wall details - Schraube für wand details - Vis pour mur details - Viti per elementi della porta - Schroef voor wand details - Tornillo para montaje de pared - Kruvi salinta montazhika 	248	3.5x50	
HS9 46180	Screw for gable moulding - Schrauben für gableleista - Vis pour fixation plancha de riev - Viti per fissare finitura davanti e dietro del tetto - Schroef voor gevellijst - Tornillo para hablero de frontón - Kruvi vilulauste 	22	3.5x50	
HS4 46289	Screw for fascia boards - Schrauben für Traufbretter - Vis pour fixation bandeau de fait - Viti a sfaccia del tetto - Schroef voor gevellijst - Tornillo para hablero de alarce - Kruvi ristihtalauste 	6	3x30	
HS12 46182	Screw for metal corner - Holzschraube für eckwinkel - Vis de fixation des cornieres en metal - Viti per fissare sudutetta di metallo di giunzione - Schroef voor metalen hoek - Tornillo para esquina - Kruvi ruzgikala 	24	4x40	
HS18 46183	Screw for roof beams - Schrauben für Dachbalken - Vis pour fixation pannes de fait - Viti per perline del tetto - Schroef voor gordingen / dakbalken - Tornillo para cornices - Kruvi pär lintela 	2	5x120	
HS18 46183	Screw for gable - Schrauben für gabel - Vis pour fixation des pignons - Viti per la pendi - Schroef voor gevelpunt - Tornillo para tejado de frontones - Kruvi vilula kinnitamisaks 	4	5x120	
HS16 46185	Screw for foundation - Schrauben zur Befestigung Fundament - Vis de fixation des poutrelles de fondations - Viti a fundamente - Schroef voor fundering - Tornillo para bastidor - Kruvi alastramika 	12	9x90	
HS16 46185	Screw for post - Schrauben für pfosten - Vis de fixation des poteaux - Viti per inniere - Schroef voor stijlen - Tornillo para poste - Kruvi postika 	180	5x90	
HS16 46185	Screw for foundation - Schrauben zur Befestigung Fundament - Vis de fixation des poutrelles de fondations - Viti a fundamente - Schroef voor fundering - Tornillo para bastidor - Kruvi alastramika 	2	5x90	
HF2 5187	Zn nail for floor fillet - Zn năgel für Fussbohlenleiste - Pointe pour corniere de finition du plancher - Chiodi a fissaggio pavimento - Spijkerlingel voor vloer afklatlijst - Clavo para rodapié - Nael por eckleiste 	70	1.4x40	
SH19 32588	Hammer block - Schlagholz - Căluș de Frappa - Blocco di legno da usare come cincinetta quando si usa il martello - Schlagtes - Bloque de impacto - Löögihois 	1		
HF3 5186	Zn nail for terrace - Zn năgel für Terrassenbretter - Pointe pour plancher de terrasse - Chiodo zincato per terrazza - Spijkerlingel voor terrasvloer - Clavo para tablero de terraza - Nael terrassilauste 	92	2.1x50	



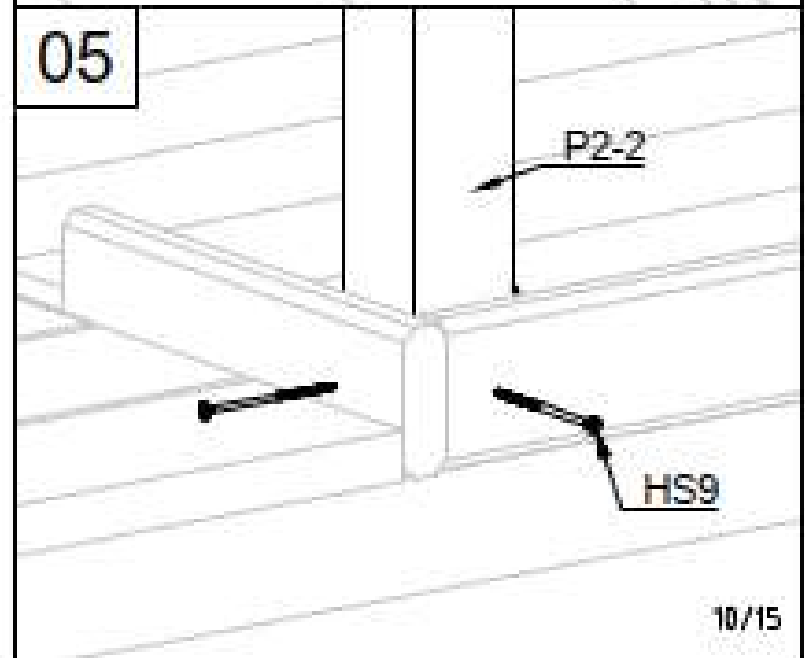
Art. Nr. 199500



04



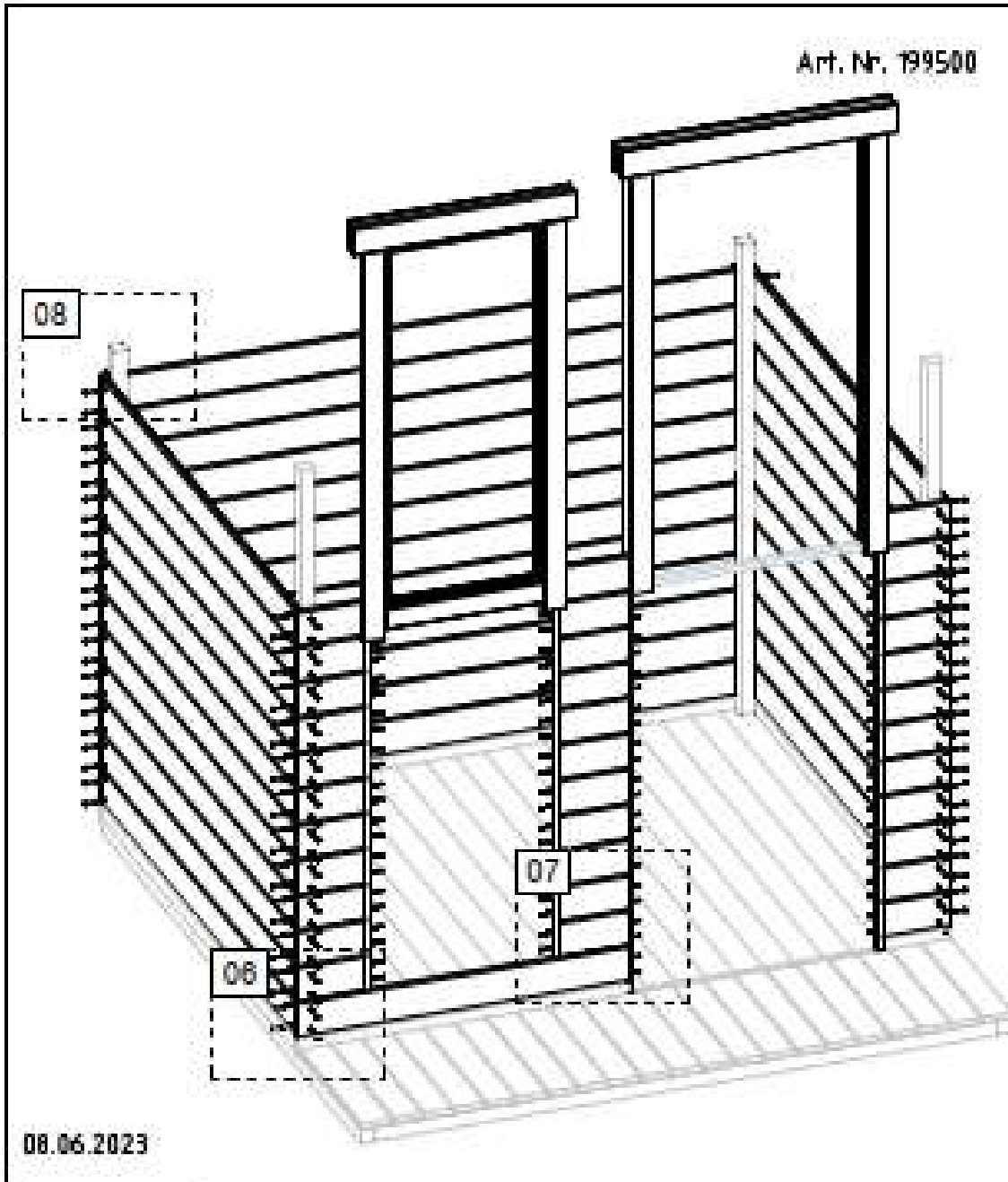
05



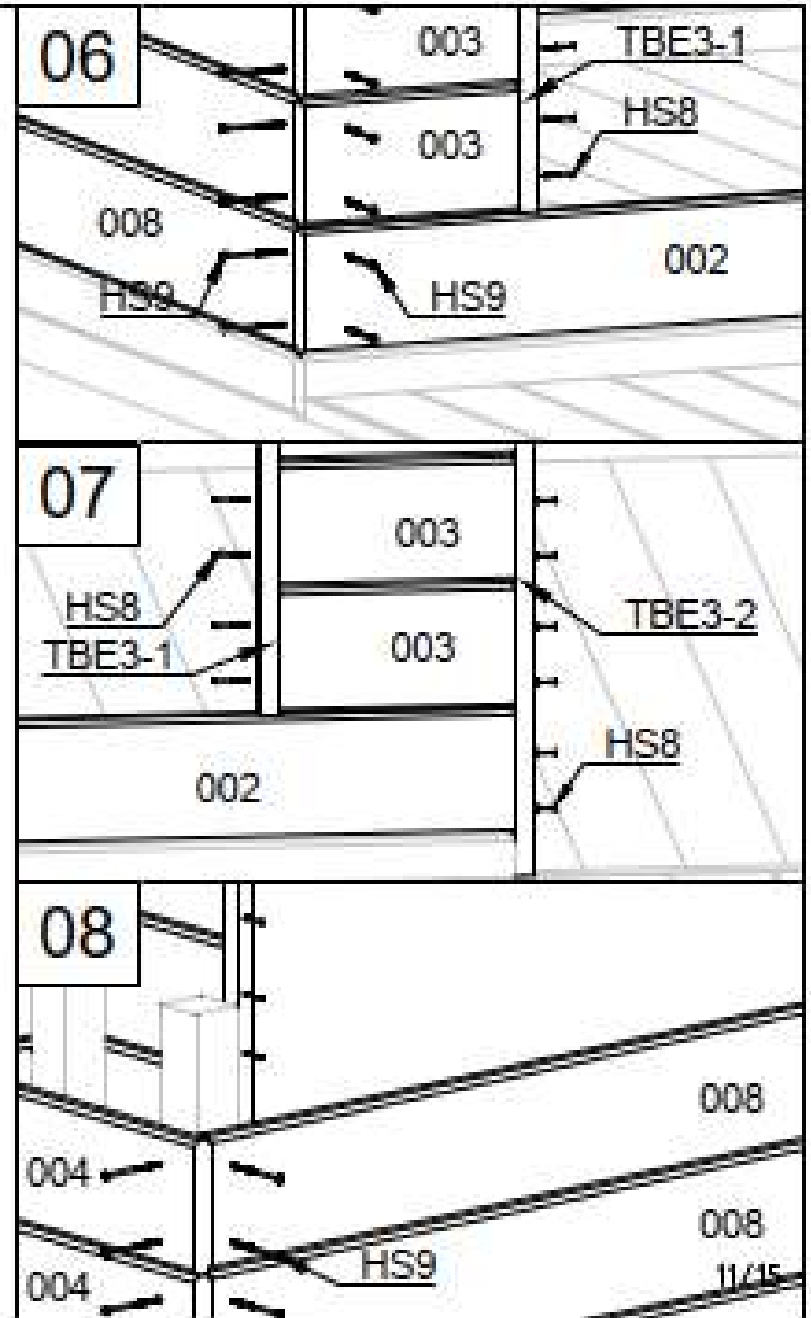
08.06.2023

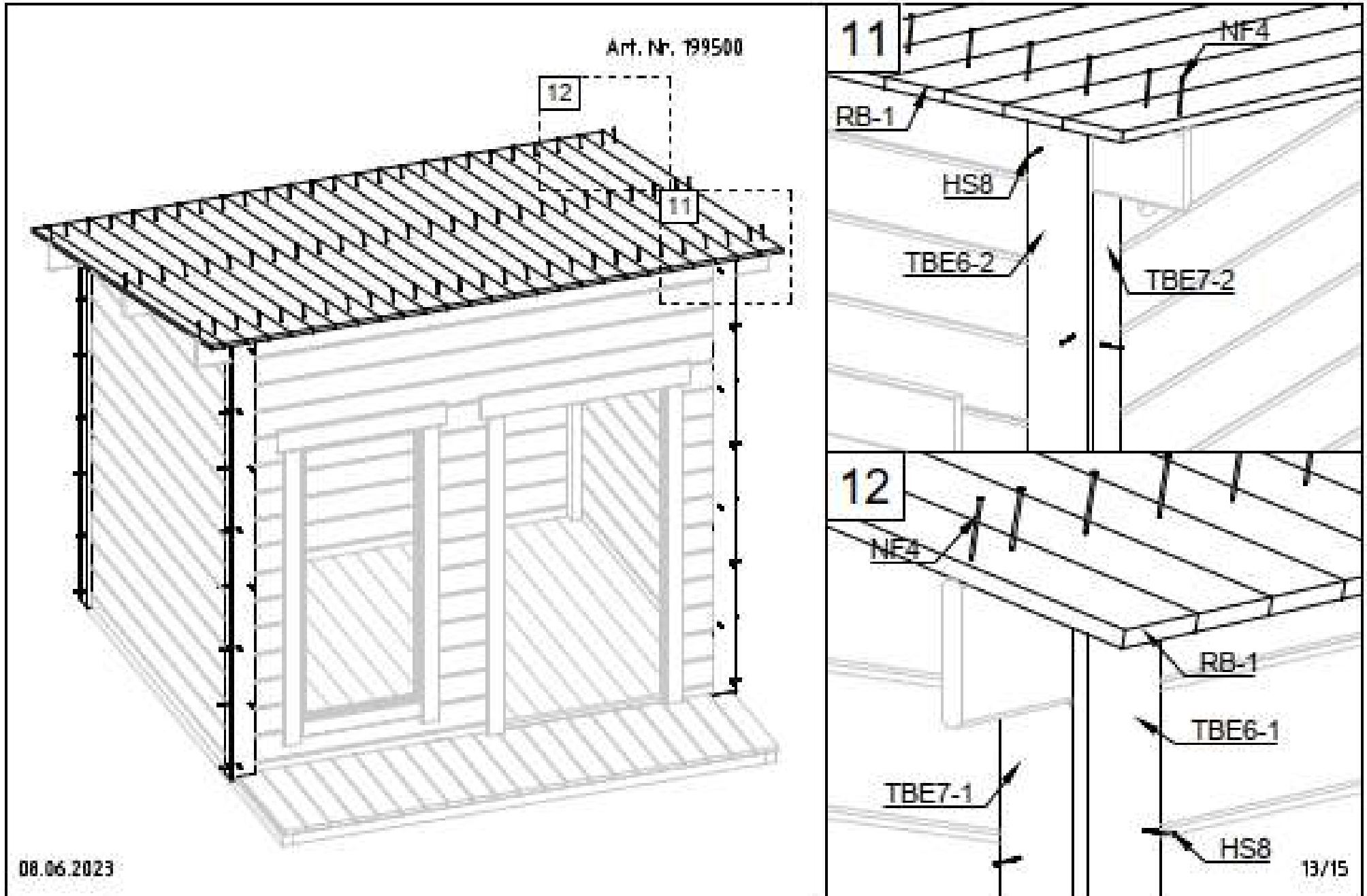
10/15

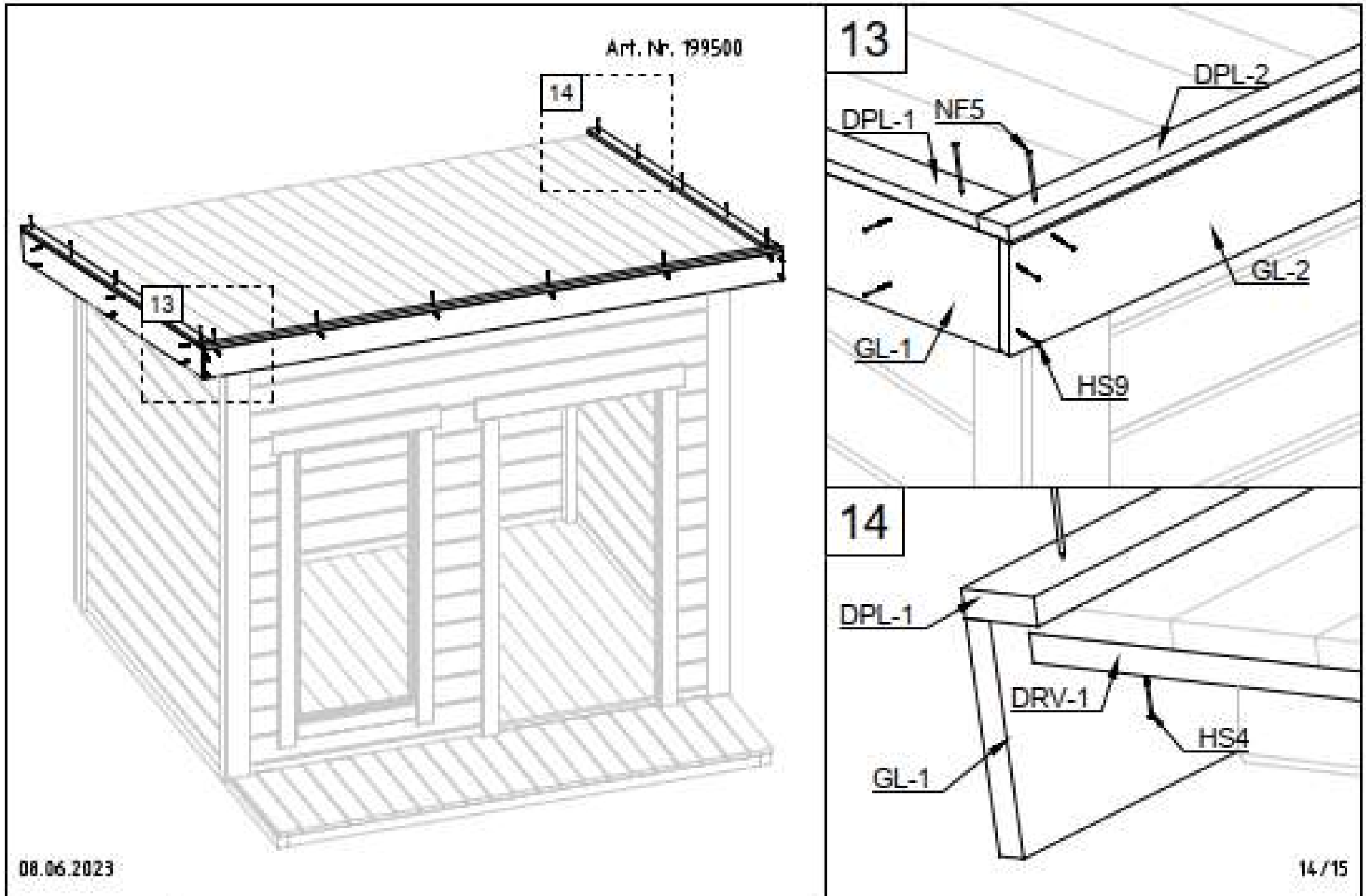
Art. Nr. 199500



08.06.2023

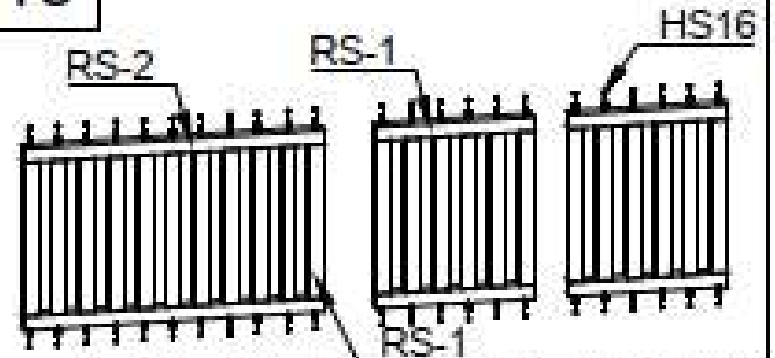




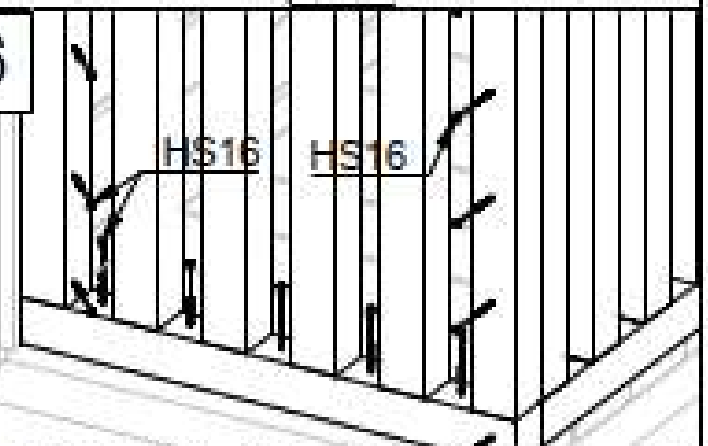


Art. Nr. 199500

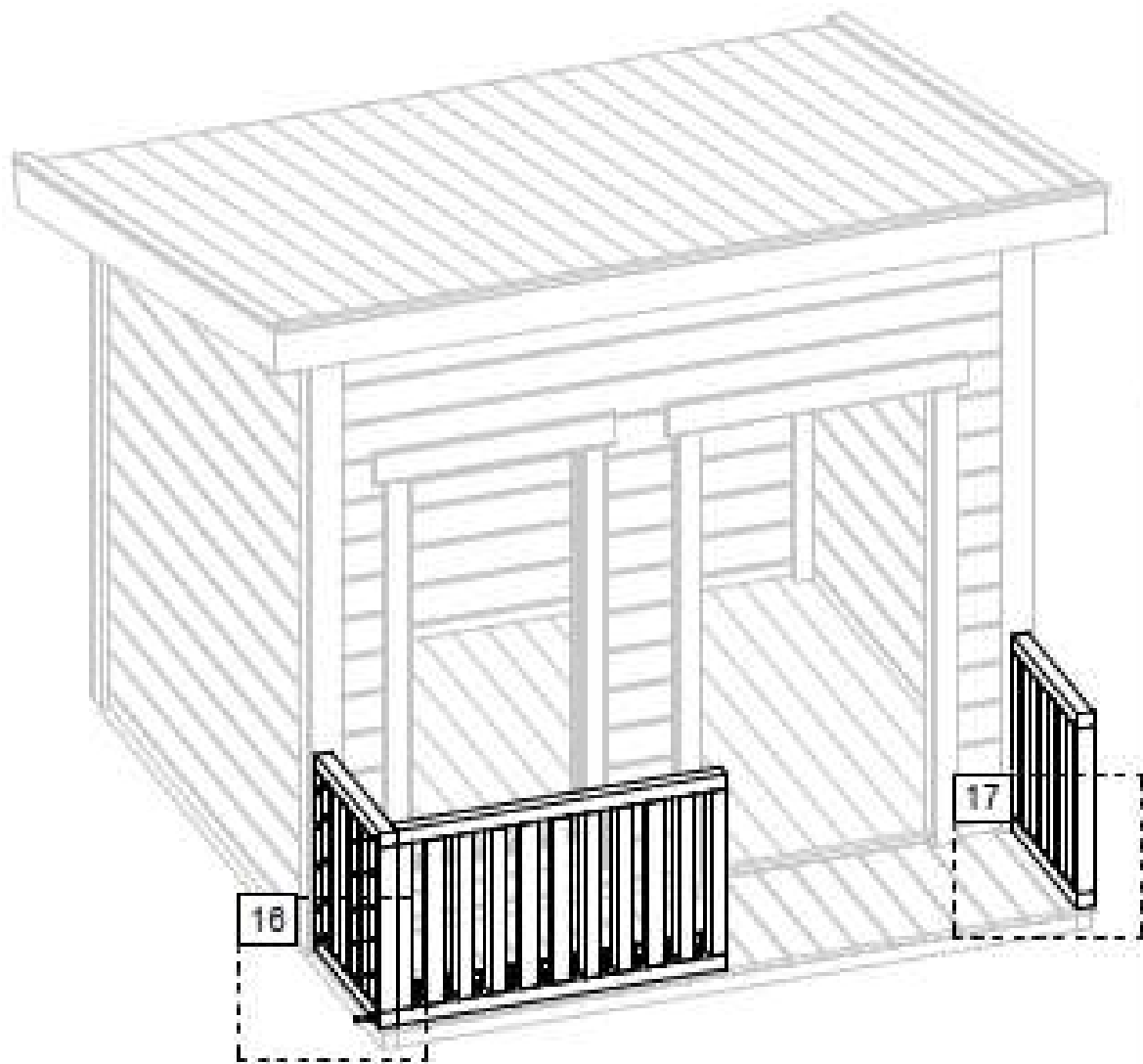
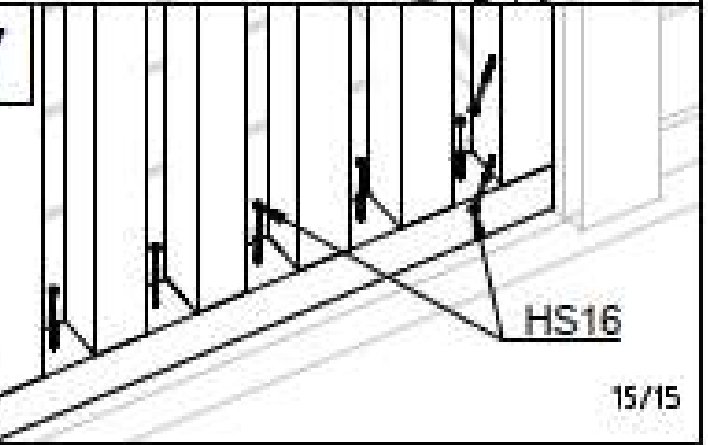
15



16



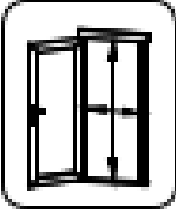
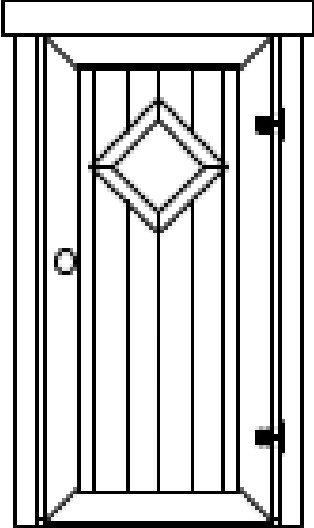






17

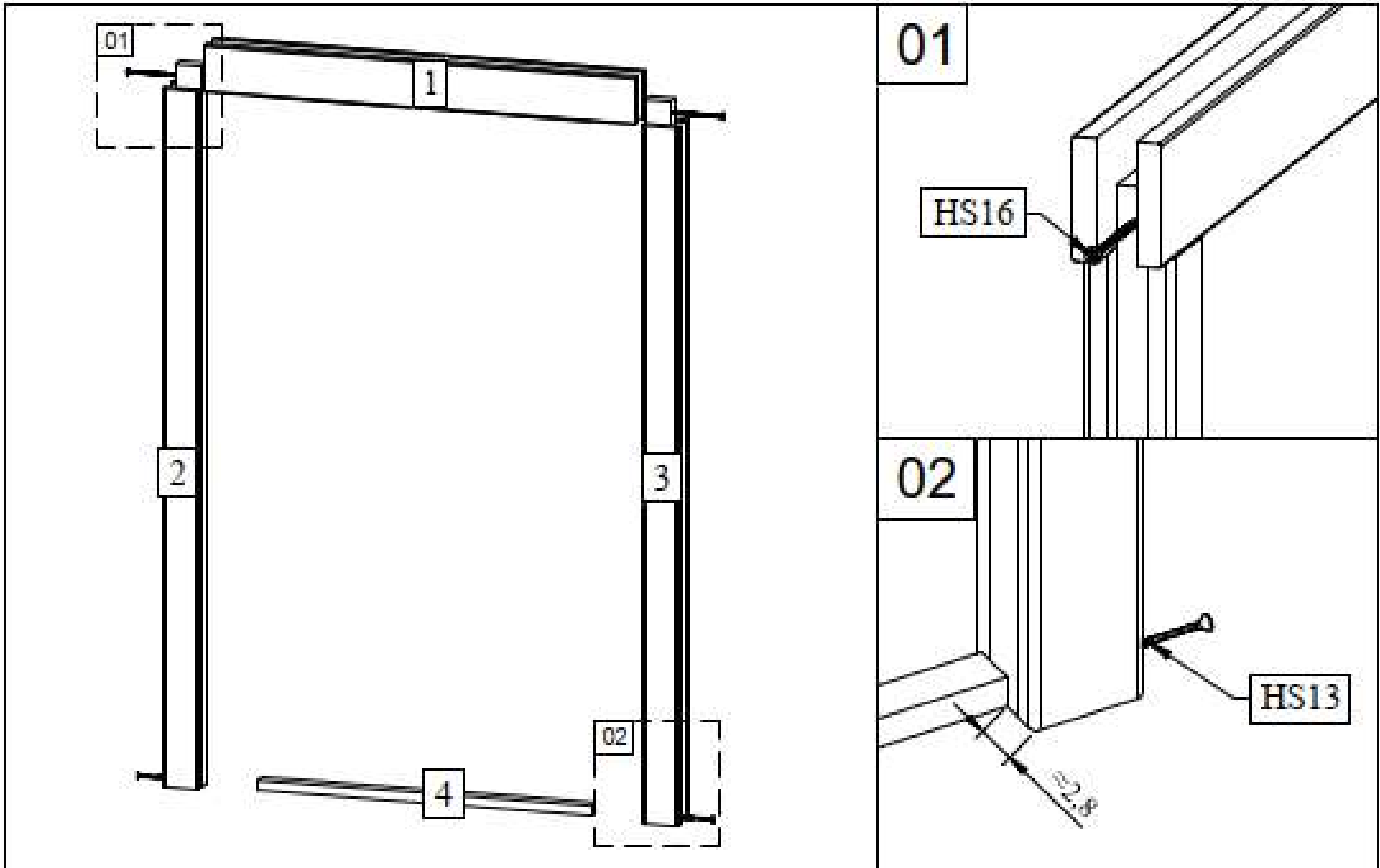


08.06.2023

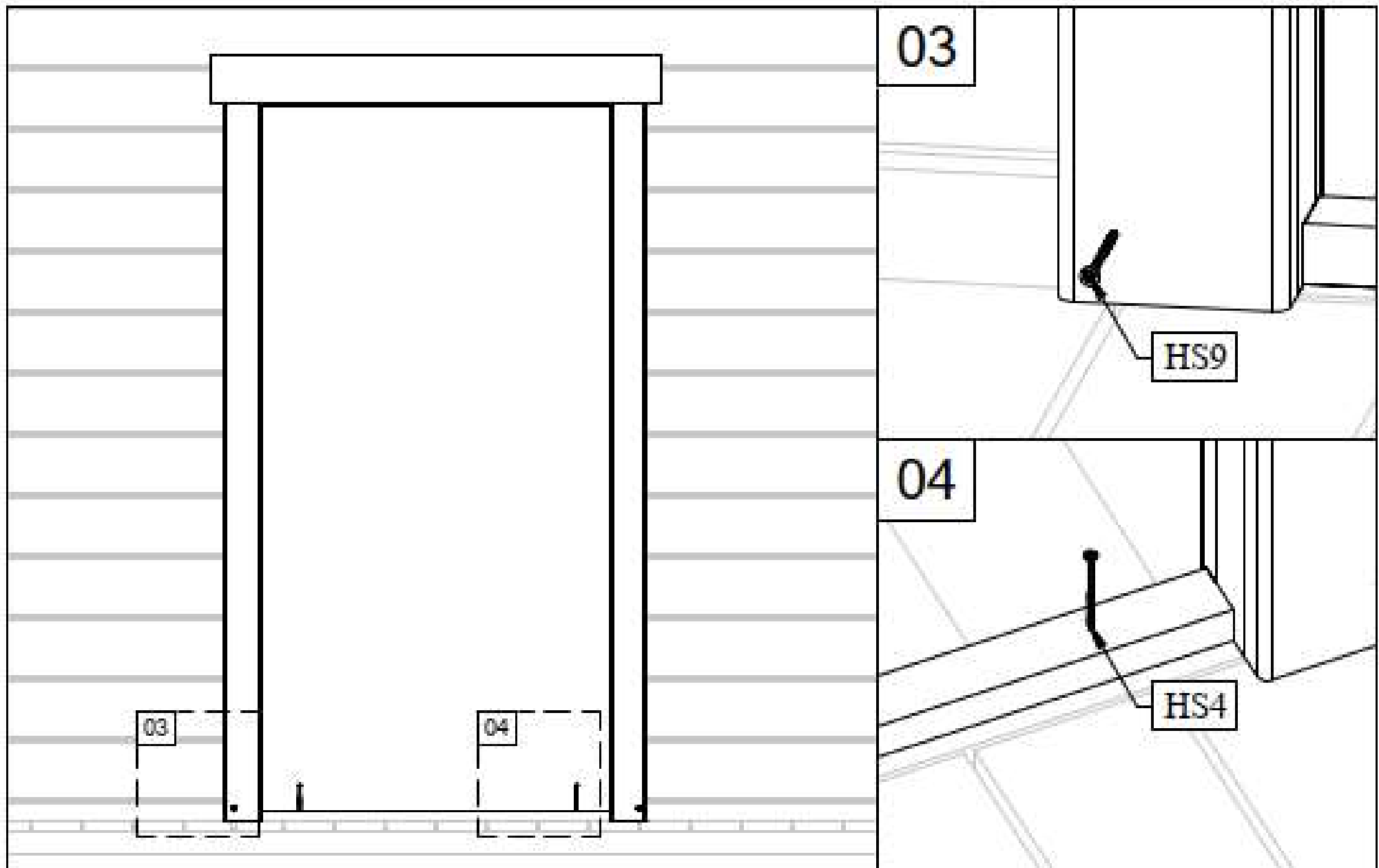
15/15

Pos	Fixos list - Stiklistar - Lista das pilicas - Elementi - Stuklijat - Tükübal 554x1218 AK, 1,106, XMOJ, XGC, XGA	1/1	Q	P (mm)	L (mm)
<p>Glass size - Glasgröße - Taille de la vitre - Misura del vetro - Glas afmeting - Klassi eððh: 400x1144 mm</p> <div data-bbox="722 282 975 775" style="text-align: center;"> </div>					
HS1	Scrivite für georgian bars - Schraubli für sprösslin - Vis pour cristaillons - Viti per vetri di griglia georgiana della finestra - Schroeven voor raamverdeling - Krui skins pettelišute		6	2.5x20	

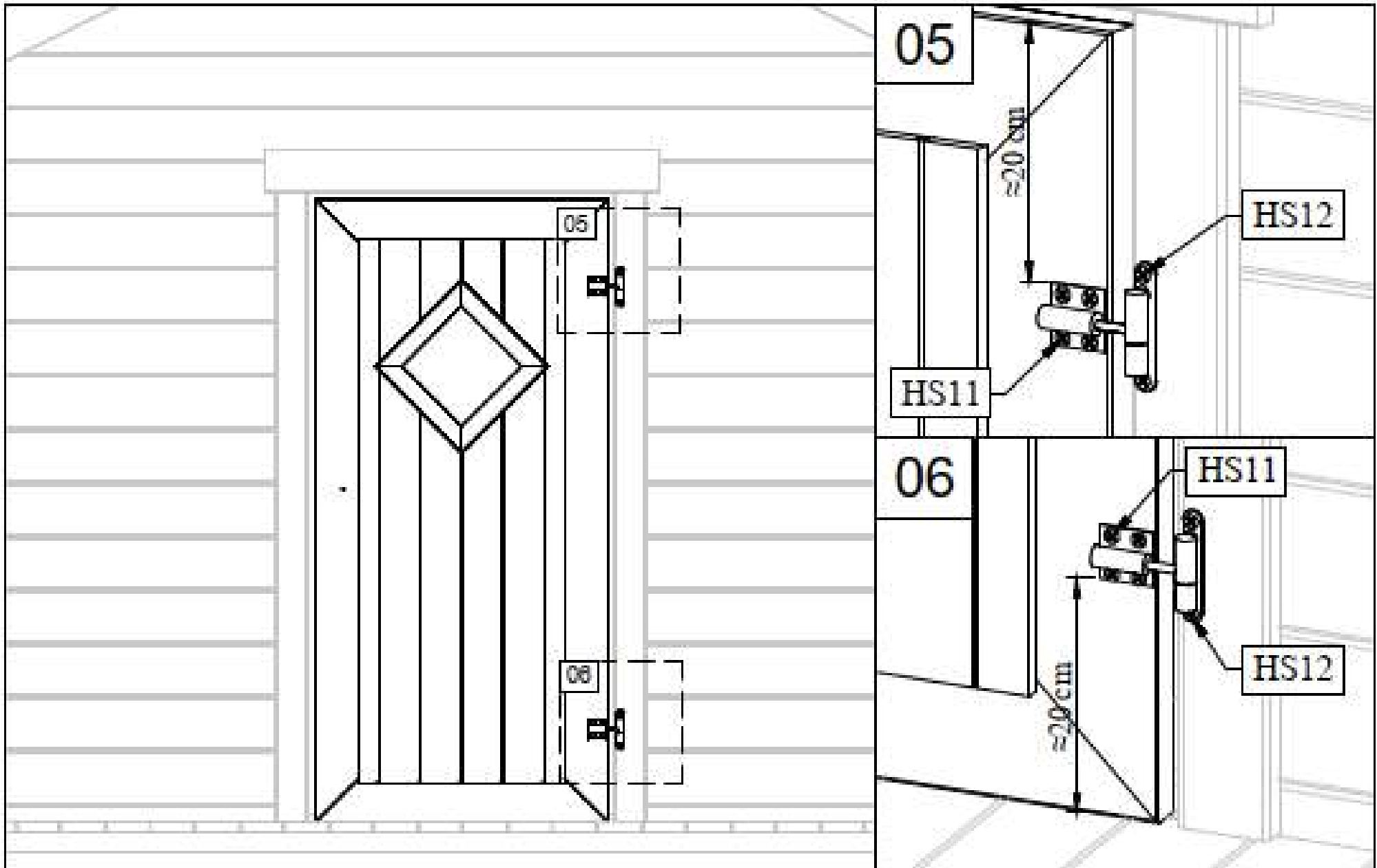
Pos	29/05/2023	Περιοχή - Σημειώσεις - Lista des pièces - Elementi - Шеллјат - Тилкитабал 74.0x1380 UK 2.020.XVP.HX19 XGA+28	1/2	Q	P (mm)	L (mm)
		<p>Glass size - Óλαστρούτε - Taille de la vitre - Misure del vetro - Glas afmeting - Ruzestnoöt 196x1196</p>  <p>196x1371 mm</p> 				
1		Upper door jamb - Törmähnen oben - Cadre de porte supérieur - Telaio superiore della porta - Bovenorpel - Üssa Üstüma leng		1	57x90	840
2		Left door jamb - Törmähnen links - Cadre de porte gauche - Telaio montante sinistra della porta - Linkerstijl deurframe - Üssa watak leng		1	57x70	1385
3		Right door jamb - Törmähnen rechts - Cadre de porte droit - Telaio montante destra della porta - Rechtsstijl deurframe - Üssa parwa leng		1	57x70	1385
4		Doorstep - Sivella - Barre de seuil - Soglia della porta - Daurdorpel - Lävspalk		1	11x29	650
H59		Screw for fixing door to the wall - Schraube zur Befestigung für - zar ge rit wänd - Vis de fixation partie basse d'éléments de porte à l'extérieur de l'ischier - Viti per fissare la porta alla parete - Schroef voor bevestiging deur naar wand - Kruiw ükseloni kinehorisaks solakala		2	3.5x50	
H54		Screw for doorstep - Schrauben für sivella - Vis pour fixer la barre de seuil - Viti per soglia della porta - Schroef voor daurdorpel - Kruiw lävspalkit		2	3x50	



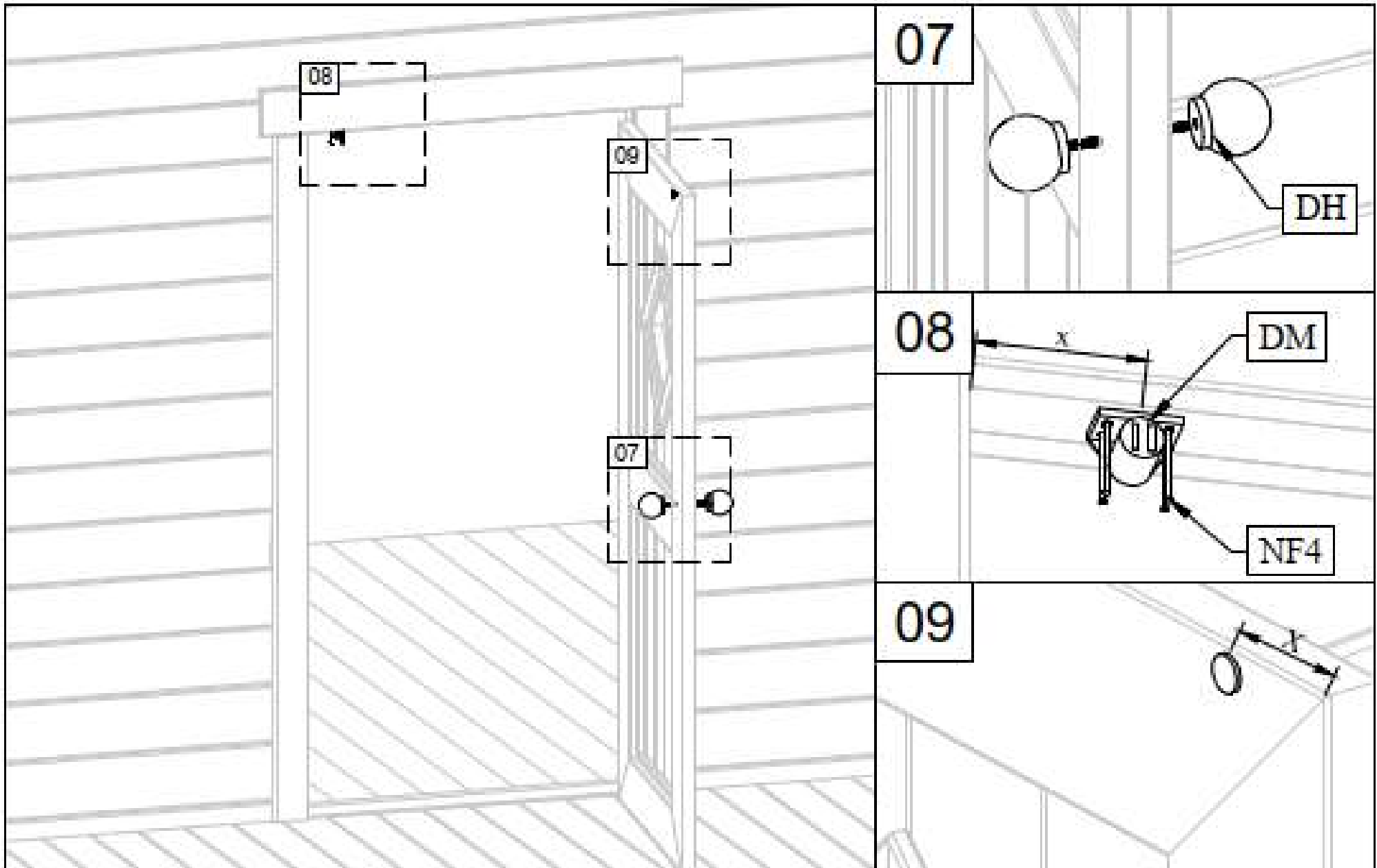
General installation instructions - Allgemeine Aufbauanleitung - Consignes générales de montage - Istruzioni per l'assemblaggio - Allgemeine opbouwhandleiding - Üldine püstitusjuhend



General installation instructions - Allgemeine Aufbauanleitung - Consignes générales de montage - Istruzioni per l'assemblaggio - Allgemeine opbouwhandleiding - Üldine püstitusjuhend



General installation instructions - Allgemeine Aufbauanleitung - Consignes générales de montage - Istruzioni per l'assemblaggio - Allgemeine Aufbauanleitung - Üldine püstitus juhend 13/4



General installation instructions - Allgemeine Aufbauanleitung - Consignes générales de montage - Istruzioni per l'assemblaggio - Allgemeine opbouwhandleiding - Üldine püstitusjuhend 1/4/4